

Social media privacy guidance



(Xbox 360, Xbox One)

- ✚ When you get your first Xbox ask your parents to set it up for you. They can select the family settings which will allow you to stay safe whilst gaming. If you set it up, follow these steps:
 1. Go to 'My Xbox'.
 2. Click system settings.
 3. Go to family settings and press A.
 4. Choose your age from the options.

- ✚ If you are able to go online and play on Xbox Live, follow these tips and tricks:
 1. Don't accept friend's requests from people you don't know.
 2. Don't use your real name as your username or on your profile, use a nickname e.g. ninjaboy99.
 3. Don't put your personal details on your profile (age, where you live, school).



- ✚ Ask your parents to set up your PlayStation profile, once they've done that, follow these steps:
 1. Don't speak to people you don't know online.
 2. Don't accept friend requests from people you don't know.
 3. Don't put your personal details on your profile (name, age, where you live, school).



- ✚ Every time you go on YouTube, follow these steps:
 1. Scroll down to the bottom of the YouTube page.
 2. Click on restricted mode.
 3. Tick the box that says ON.
 4. Then press the SAVE button below.



- ✚ Vine is made for 17+ year olds and it's very hard to be safe while using your Vine App.
- ✚ So it's probably better not using this app until you're a bit older.



(Skype)

- ✚ When you first set up your account ask your parents to help you do it. Once its set up follow these tips to keep you safe:
 1. Use the computer where you parents can see you.
 2. Don't put your personal details on your profile.
 3. Use a nickname as your username e.g. skatergirl66.



(Dubsplash)

- ✚ Only share your DUBS with people you know.
- ✚ If you share your DUBS on Facebook, make sure your Facebook is private and safe too.



(Viber)

- ✚ To keep yourself safe whilst on Viber, follow these steps:
 1. Go to settings.
 2. Click privacy.
 3. Untick the 'SHOW YOUR PHOTO' (this stops people whose number you don't have from seeing your picture).
 4. Don't sync or use Viber with Facebook (if they are your friend, you will have their number).



- ✚ If somebody is being horrible to you, calling you names or saying things you don't like follow these steps:
 1. Click on their username.
 2. Click 'REPORT FOR BAD BEHAVIOUR'.
- ✚ Don't use your real name, choose a nickname e.g. moviemanager79.




- ✚ To hide your posts so only your friends can see them, follow these steps:
 1. Click Edit Profile.
 2. Swipe down to the bottom of the edit profile menu.
 3. And click the 'MAKE PROFILE PRIVATE'.
 4. Make sure that you know your followers, if you don't, delete them.



- ✚ Don't post personal info (name, age, where you live, phone number).
- ✚ Don't ask anybody to add you on Facebook; your friends will already be on there.
- ✚ If somebody is saying horrible things or asks for your Facebook or name 'REPORT THEM' by:
 1. Press the 'Call for Help' button.
 2. Log off and tell your parents.
- ✚ Don't use a webcam, because people can steal your photos!




- ✚ To stay safe follow these easy steps:
 1. Go to the app 'Settings' on your phone.
 2. Then go down to 'Apps'.
 3. Go to the Piccolage app in the settings.
 4. Click 'School Mode'.
 5. This stops any rude or inappropriate photo's coming up on your phone.




(Ask Fm)

- ✚ We don't advise using Ask Fm, as it's hard to keep your safe when you're using it.
- ✚ If you are using Ask Fm, please be careful what you post.
- ✚ If somebody is saying nasty things, click the 'Block' button next to the 'Report Flag'.
- ✚ Tell your parents if you are not sure what this person is saying.



(Tumblr)

- ✚ To stay safe on Tumblr follow these steps:
 1. Go to settings (the button should be under the dashboard).
 2. Tick the box that says 'Browse Pages In Safe Mode'.



- ✚ Be respectful to people online.
- ✚ If somebody says something you don't like, tell a responsible adult straightaway.
- ✚ Don't tell anybody your personal details (name, age, where you live).
- ✚ Make sure your username is a nickname and not your real name e.g. Penguinboy151.
- ✚ If somebody is breaking the rules, press the 'M' on their Player Card.



OoVoo

- ✚ To stay safe on OoVoo follow these steps:
 1. To prevent undesired people from contacting you go to File and then Settings.
 2. Go to Privacy and then Search Profile.
 3. Save.
- ✚ To block calls from OoVoo Me:
 1. Go to File and then Settings.
 2. Go to Privacy and then Incoming Calls.
 3. Click 'My contacts only'.
 4. Save.
- ✚ To prevent people from seeing your display photo:
 1. Go to File and then Settings.
 2. Go to Privacy and then Display Photo.
 3. Click 'My Contacts Only'.
 4. Save.
- ✚ When accepting a call make sure the 'show my video automatically' is not checked, and the 'show others I have a camera is unchecked'.